



# The Wonthaggi Woody

ISSUE

210

August  
2024

[www.wonthaggiwoodcrafters.com.au](http://www.wonthaggiwoodcrafters.com.au)

Wonthaggi Woodcrafters  
P. O. Box 477 Wonthaggi 3995  
Jean Melzer Centre  
239 White Road  
Wonthaggi 3995



## COMMITTEE:

### PRESIDENT:

Syd Gordon - 0434 614 573

### VICE PRESIDENT:

Peter Myers - 0413 122 103

### SECRETARY:

Michael Bladen - 0428 270 850

### TREASURER:

Frank Kisvarda - 0418 177 505

## COMMITTEE MEMBERS:

Neil Lenne - 0417 343 112

Alan Hurst - 0427 393 234

Tina Kalivas - 0425 701 629

Hartley Tobin - 0400 359 976

Amanda Robbins - 0423 054 756

David Carlos - 0423 623 138

### General Email

[wonthaggiwoodcrafters@gmail.com](mailto:wonthaggiwoodcrafters@gmail.com)

### Website

[www.wonthaggiwoodcrafters.com.au](http://www.wonthaggiwoodcrafters.com.au)

### Facebook

[www.facebook.com/wonthaggiwoodcrafters](http://www.facebook.com/wonthaggiwoodcrafters)

### Secretary

[woodiessec@gmail.com](mailto:woodiessec@gmail.com)

### Newsletter

[woodiesnews@gmail.com](mailto:woodiesnews@gmail.com)

## DIARY 2024

September 2nd - Committee Meeting

September 9th - Members' Meeting

October 1st - Committee Meeting

October 8th - Members' Meeting

October 19th - Social Function at Club

November 4th - Committee Meeting

Nov. 2nd - 5th - Cup weekend Sales Event

November 11th - Members' Meeting

December 2nd - Final 2024 Committee Meeting

December 5th - Christmas function

December?? - Christmas Shop

## WOODIES WORKSHOP SESSIONS

### WOODTURNING: Regular Sessions

Monday 9 am to 12 noon - Hartley Tobin: 0400 359 976

Neil Lenne: 0417 343 112

Neil Bateman: 5672 3229

Monday 1pm to 4pm Michael Bladen 0428 270 850

Monday 5 pm to 8 pm - John DiStefano: 0482 173 799

Wednesday 1pm to 4pm - Lionel Wood: 0409 695 950

Friday 9 am to 12 noon - Hartley Tobin: 0400 359 976

Neil Lenne: 0417 343 112

Neil Bateman: 5672 3229

### SEGMENTED TURNING: Regular Sessions

Friday 9am to 12 noon - Grant Crocker 0418 121 592

### TOY GROUP: Regular Sessions

Tuesday 9am to 4pm - Peter Myers 0413 122 103

### PYROGRAPHY: Regular Sessions

Friday 1pm to 4 pm - Michael Bladen: 0428 270 850

### SCROLL SAWING: Regular Sessions

Wednesday 9am to 12 noon - Lionel Wood: 0490 695 950

### JOINERY: Regular Sessions

Thursday 9am to 12 noon - Syd Gordon 0434 614 573

### JOINERY: On-demand Sessions

Thursday 1pm to 4pm - Syd Gordon 0434 614 573

### CARVING: Regular Sessions

Friday 9am to 12 noon - Harry Smith: 5674 8078

## PRESIDENT'S MESSAGE



Welcome to the August newsletter. A big thanks to the outgoing committee, particularly Lex and Steve, who have chosen to step down from the rigours imposed as a committee member. A big thanks and congratulations to those members who stayed on, an extra thanks to three new members who have stepped up to the plate - Michael Bladen (as

Secretary), David Carlos and Peter Myers (as Vice President). We all hope to look after your club to the best of our abilities.

Recently we have had our first 'Sell and Swap' day. Thanks to Lex for organising it. It was quite successful with 5-6 members who brought in items for sale. There was a constant stream of other members hoping to pick up some bargains. I would encourage members to let the committee know what they thought of the event and if you think it is worth making it an annual event. Keep in mind that you can also advertise woodworking items for sale in the Woodies Newsletter - just send pictures with a brief description and asking price to [woodiesnews@gmail.com](mailto:woodiesnews@gmail.com).

With the change of committee we have the task of dividing up various duties to committee members. It will be one of the priorities for the first committee meeting in September. As soon as these have been decided we will announce them. Keep in mind that we have two sales events **Cont. P.2**

**from page 1 -**

between now and the end of the year - Melbourne Cup weekend at Newhaven, and the Christmas shop which will be held at the club as usual. Dates and sales sheets will be published as needed.

We have a considerable amount of work to do this year including the possibility of extending the machine shop. We look forward to a very productive year with members producing the usual high quality goods for sale in the shop.

Cheers,

*Syd Gordon*

## CURRENT NEWS

**Annual General Meeting** - Thank you to the 25 members who attended the AGM. The meeting confirmed that Annual and workshop fees will remain the same. As no voting was required, the following were elected as the incoming Committee members -

*President*- Syd Gordon

*Vice -President* - Peter Myers

*Secretary* - Michael Bladen

*Treasurer* - Frank Kisvarda

*Committee* - Neil Lenne, Hartley Tobin, Alan Hurst, Tina Kalivas, Amanda Robbins and David Carlos.

**Members' Meetings** - The August meeting was attended by 25 members and including lunch and Show & Tell as usual. Because of the AGM there was no guest speaker. In September, two Woodies members, Syd Gordon and David Carlos, will be talking about and demonstrating various jigs that can be used with machines. In October, John DiStefano will be demonstrating his new software, *Woodturning Design Helper* (as outlined later in this Newsletter). In November we will welcome Grant Hill, an audiologist with ABC Hearing in Wonthaggi to speak to us about looking after our hearing.

**Current Grant Successes** - We have purchased and installed our new Laguna Lathe thanks to a successful Bass Coast Shire Council Community Grant request.

**First Aid Courses** - As a result of another Grant allocation, 2 courses will be conducted at dates still to be confirmed. This will enable 20 Woodies members to do a specially planned Level 1 First Aid Course, to suit the Club's needs. It will include CPR and Defibrillator training. Each course will cater for 10 participants and be a full day commitment. There will be no cost involved and lunch is included. For obvious reasons, our Supervisors will be given precedence, however there should be ample

## CURRENT NEWS cont.

opportunity for other members who regularly attend workshop sessions to be involved.

**Membership News** - We're still regularly welcoming new members. Our current membership stands at 99. There are also a few potential new members who have visited or requested information.

**Coughs, Colds, Flu and Covid - it's Winter** - We have already had a few members come down with Covid, flu and colds. Winter is still here. We all know the symptoms now, so if you're feeling unwell, have a cough, sneeze or whatever, look after yourself, test, medicate and stay at home until you are completely well again.

**Buy, Sell, Swap, Donate Day** - Was very successful, with approximately 30 members coming along to participate. Perhaps not as many sellers as we had hoped, but some (especially Grant) had a large amount of items to move to new owners. Plenty of happy customers left with great deals - and a few more 'toys'!



## MEET OUR NEW PRESIDENT

*As it was in 2016, when Syd Gordon wrote this Member Profile for the Woodies Newsletter.*

Born in Bournemouth, England I immigrated to Australia at the age of 15 (1968) with my parents and younger brother and sister. My dad was in the R.A.F. so the family was never in one place for very long, following him around most of his 'postings' including a two year stint in Aden in the Middle East. We all loved it there and it is where I developed a passion for fishing.

Mum worked as a nurse in High Wickham (England) for a few years but gave it up when we three little brats were old enough to follow dad around.

On arriving in Australia I started looking for an apprenticeship in the electrical industry and was fortunate enough to find a position as an electrical fitter at Field and Hall in Dandenong. Five years later I qualified as a 1st class electrical fitter and worked the next 16 years in that field. During that time I went back to college and became qualified as an industrial electronics technician and computer technician - all up it took a further 7 years at TAFE.

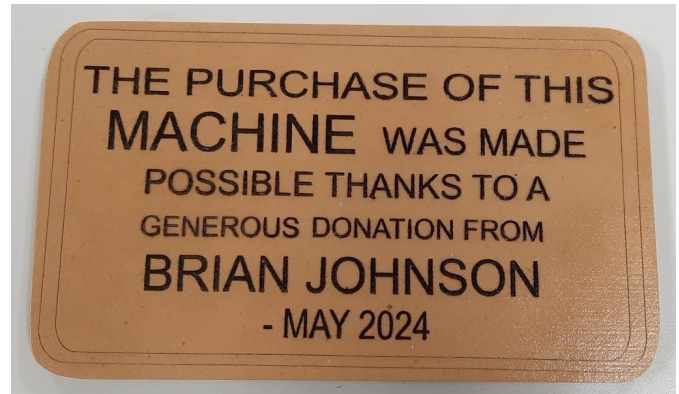
After 21 years working in the trade I decided that enough was enough and applied for a teaching position in the secondary sector.

I spent 2 years teaching at Templestowe Tech, 2 years at St. Helena Post Primary and 19 years at Hampton Park S.C. before retiring at 55. I was the Technology and IT coordinator for most of my time at HPCS as well as teaching Electronics, IT, Woodwork, Photography and Multimedia. Upon retiring I made a huge decision to sell my house and buy a yacht to live on. It is an 11mtr Roberts Ketch and is moored at the Hastings Marina. I lived on it permanently for a few years.

My parents have had a holiday home in Cape Paterson for many years and I am very proud of them as they built it with their own hands. They both eventually retired and moved to "The Cape" permanently. Dad has since passed away and after a while mum began to struggle with her health and needed help with many things. It was proving difficult to drive to and from Hastings every week so eventually (three years ago) I moved in permanently - I am now mum's registered carer.

Being an outdoors person, Gippsland has everything I need and like - quiet, nature, bush walking and everything else "out-doorsy". My hobbies are photography, fishing/fly fishing, bush walking/camping and of course, anything wood related. I have always been interested in woodworking, particularly turning, but have recently started scroll saw work. It is a new skill for me and presents a unique set of challenges. I like to learn new things and I am always up for a challenge. I am thoroughly enjoying the work and it is made even more pleasurable by having a bunch of talented people to guide me through it, which after all is the nature of a club environment, people of like minds sharing a common interest.....

The Woodies would like to thank Bendigo Bank and Brian Johnson for their financial support for the recent purchases of a 40' shipping container for storage and a new SawStop table saw. The signs below are attached to these two items in recognition. A big thanks to Woodies member, Gordon Garbutt who did the beautiful work creating the signs.



**No matter how stupid you feel, remember, Little Red Riding Hood couldn't figure out a talking wolf in drag wasn't her grandmother**

# Electrical Safety First

In Victoria, business and building sites cannot use double adapters. In Queensland and New South Wales, the use of double adapters is strongly discouraged due to their risk of fires and shock. Most areas in Australia will strongly not recommend the use of double adapters and ban them in larger building complexes.

They generally have no overload protection. They can overheat quickly and it's a common cause of house fires. The risk of electrical fire is further increased when you start piggy-backing or daisy-chaining to power boards or wall sockets. Double adapters are prone to plugs falling out, especially if they are wall mounted as in Picture 1 and therefore become an electrocution hazard.

The use of a power board with overload protection, is instead recommended. Also make sure there's a safety switch on your property's electrical circuit. Keep power boards well ventilated and dust free. Standard power boards usually have a maximum capacity of 10 Amps/2400 Watts, so don't exceed this. Many woodworking tools and machines use high currents. An example at home is an Iron or a Kettle, each of which can use up to 3000 watts, so plug these directly into a wall socket.

Some power boards also incorporate surge protection against very short high voltage spikes, but these usually come at a premium price.

However, even using power boards can sometimes be problematic if they are overloaded by piggy-backing, or overloaded with larger machines/appliances - *see the bottom pictures at right.*

Make sure power boards meet all Australian safety standards. Some cheaper ones purchased on-line from overseas-based bulk sellers may not. Preferably only buy power boards from a genuine and well-known retailer. Price is generally a fair guide - you get what you pay for.

Here's a good website for you to have a look at:

<https://www.vero.co.nz/vero-voice/how-to-avoid-accidents-when-using-a-power-board.html>



# Woodturning Design Helper – Project Designer Helper for Woodturners

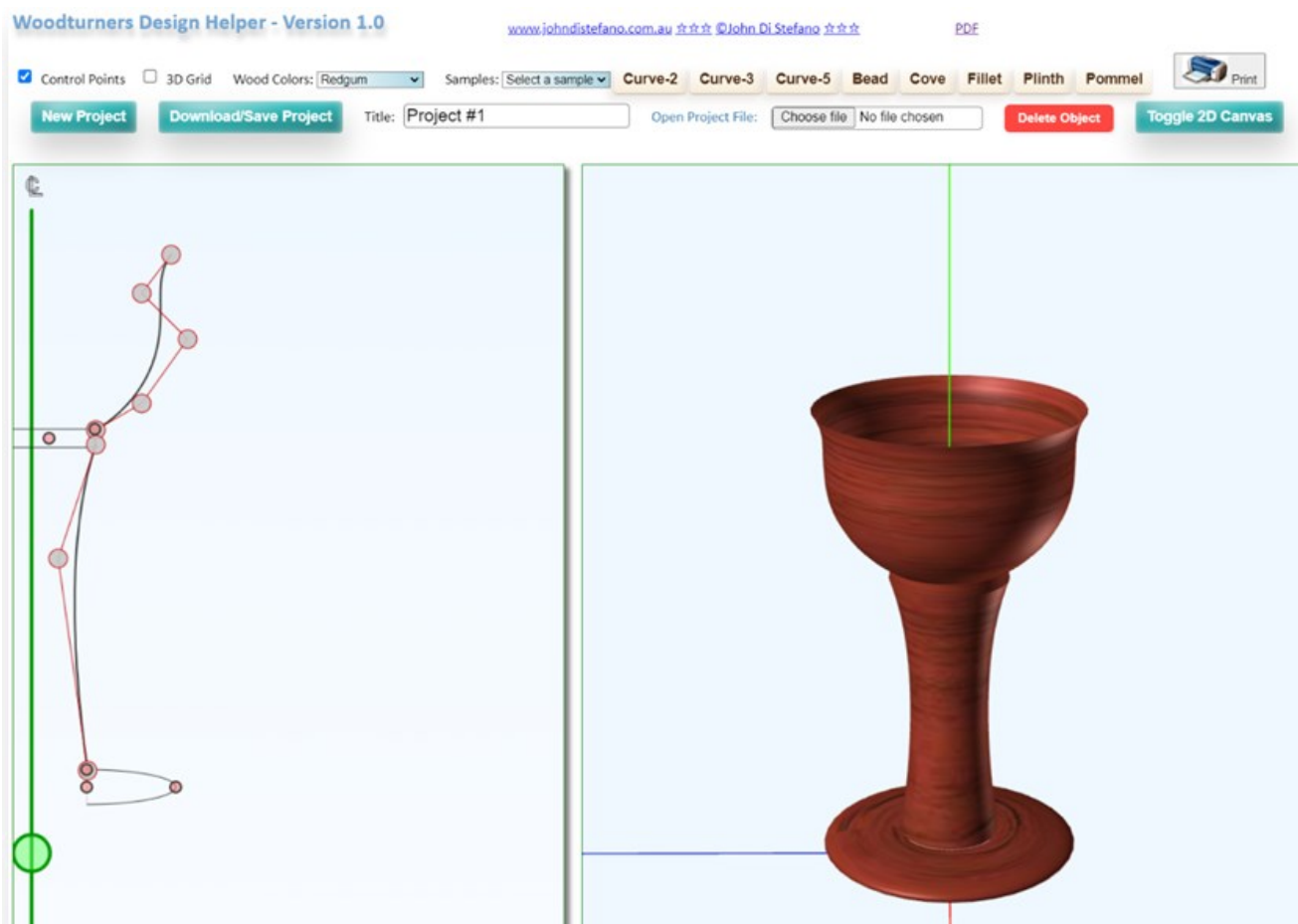
## by John Di Stefano

Some members of Wonthaggi Woodies will know that I write computer software as well as turn the odd piece of wood from time-to time. Some members have used [Segmented Turning Helper](#) over many years now; an essential computer tool to design segmented turning projects.

Lately I have turned my attention to see if I could design general purpose software to assist all woodturners.

Over the last three months I have been slowly putting together some ideas with the aid of mathematical geometry and pasting together with computer code to produce a product that may assist any woodturner in designing their next project.

The app is named [Woodturning Design Helper](#) and is capable of assisting in the design of objects like bowls, goblets, table legs, boxes and many other turned objects. The app employs three curves and geometries generally seen in spindle turning, like beads, coves and fillets. With a total of only eight of these simple geometries, you can add them to the working canvas to design your next project.



**Figure 1 - A goblet designed using 2 curves, a fillet and a bead.**

Because there are only eight geometries to deal with, using the app is extremely simple. For example, simply click a button to add a cove, say, to the working canvas and as you position the item or resize it, its 3-dimensional (3D) representation is drawn in the adjacent canvas. The 3D object literally grows before your eyes, thanks to the power of computers.


**Figure 1 above** shows the design of a goblet put together using two curves, a fillet and a bead.

**In figure 2,** I show the design of a bowl using only two elements. [Go to next page .....](#)

## WOODIES @ WORK

### Woodturning Design Helper *cont.*

In figure 2 below, I show the design of a bowl using only two elements.



In this short summary I have not attempted to describe the use of the app.

However, the link below provides the full documentation, if you are interested .....

<https://www.johndistefano.com.au/wt/doc/WoodturningDesignHelper.pdf>

The following link will get you to the app itself .....

<https://www.johndistefano.com.au/wt/index.html>

Or I'm happy to have a chat about the software and its application when we catch up at the Woodies.

### FOR SALE -

Neil Bateman has a lathe for sale, pictured here. It's a Nova Technatool model 3000 with swivel head, cast bed and stand. In excellent condition, phone Neil on 0478 505 015 for further details.



## FUNNIES

### Seniors Texting:

Since youngsters of today have their own texting codes (LOL, OMG, TTYL, etc), some oldies decided not to be outdone by those kids and have now developed their own codes:-

ATD: At the doctor's;

BFF: Best Friend's Funeral;

BTW: Bring the Wheelchair;

BYOT: Bring Your Own Teeth;

FWIW: Forgot where I was;

GGPBL: Gotta Go, Pacemaker battery low;

GHA: Got Heartburn Again;

TFT: Texting From Toilet.

**ONE THING NOBODY EVER TALKS ABOUT BEING AN ADULT IS HOW MUCH TIME YOU DEBATE YOURSELF ON KEEPING A CARDBOARD BOX BECAUSE IT'S LIKE A REALLY, REALLY GOOD BOX.**

## SAVINGS ON EXPENDABLES

**NEW STOCK HAS NOW ARRIVED IN BULK, SO PRICES ARE MINIMISED:** Shellawax, Glow, EEE, super glue and sandpaper. All items are on-sold at cost price. We also have basic earmuffs, safety glasses and Covid-safe masks if you'd like to wear one. If you are interested in purchasing any of these items, see your session supervisor for prices and availability. *If you have any thoughts about other items the Club could purchase in bulk for resale, speak to a Supervisor or to Woodies purchasing officer - Neil Bateman.*

**MEMBER PROFILES:** For those who like to read the regular *Member Profiles* in the Newsletter, you'll notice there isn't one this month. I've not got around to asking some of our new members if they would be willing to contribute. I would love to hear from newer members who would be happy to tell their story, or perhaps some who may have done a Profile 'many moons' ago and would like to revise, as life has moved on. Please let me know as the Member Profile in each newsletter allows everyone to get to know each other better and is eagerly anticipated by many members.

## SHOW & TELL

**Below:** The large 50cm bowl was made by Alan Hurst from Yellow Box burl.

The beautiful cutting/serving board was made by Craig Charles from Blackwood and Tasmanian Oak.

**At Right:** The segmented bowl was made by John DiStefano from Sheoak.

The ball and ring it is sitting in was also made by John DiStefano. The ball is made from Yellow Box.

The vase was made by Johan Vaessen from unknown Eucalypt.

The *“beer you’re having when you’re not having a beer”* was made by Alan Hurst from spalted Kangaroo Apple.



## SHOW & TELL



## SHOW AND TELL

**Below:** The mortar and pestle, with segmenting was made by John DiStefano from Spotted Gum, Redgum & Sheoak.

The Lazy Susan or platter was made by Fred Demenech with support from Grant Crocker

**At Right:** This Lazy Susan was also created by Fred and Grant from a range of contrasting timbers.

The natural edge bowl was made by Alan Hurst from very unusual highly figured Golden Ash.

The small box (about 5cm diameter) was made by Sandra Pietrolungo from Jarrah and White Oak.






## SHOW AND TELL

**Below:** This table and magazine rack combination was made from plywood by David Carlos. The complicated process included making a form to bend the shape around and is an excellent outcome for a first effort.

The Kumiko forms were made by Sandra Pietrolungo. The hashtag piece on the left is unusual and impressive.

The bottom Kumiko piece was also made by Sandra and is completed with coloured resin fill.

**At Right:** This impressive natural edge bowl was made by Neil Lenne from Peppercorn.



## SHOW AND TELL



You can live to be a hundred if you give up all the things that make you want to live to be a hundred.

*~ Woody Allen ~*



### THAT'S NOT MY JOB!

This is a story about four people named: Everybody, Somebody, Anybody and Nobody. There was an important job to be done and Everybody was sure that Somebody would do it. Anybody could have done it, but Nobody did it. Somebody got angry about that, because it was Everybody's job. Everybody thought Anybody could do it, but Nobody realised that Everybody wouldn't do it. It ended up that Everybody blamed Somebody when Nobody did what Anybody could have done.



I'm sure Woodies members are aware that we have just purchased and installed a new SawStop table saw. This goes with the SawStop we already have. Although they are different models, the technology is the same.

BUT, how many of you know the workings of SawStop machines - why are they considered so safe? How do they work? What are the positives and the downsides of these machines? Well, here are some answers ....



So, how does it work? The blade in a SawStop table saw carries a small electrical signal. The human body, and therefore your skin, is conductive. When the skin on your finger, hand, or arm comes into contact with the blade, the change in electrical signal activates the safety system. An aluminium brake springs into the path of the blade which comes to a complete stop, the power to the motor is shut off and the blade's angular momentum drives it

below the table, removing the risk of subsequent contact .... *all in less than 5 milliseconds!*

Although table saws equipped with the SawStop sensing system effectively limit the severity of injury to minor cuts and nicks, the potential for serious lacerations is still there. This can be exacerbated by the amount of force towards the blade or the safety mechanism having accidentally been de-activated, or wearing gloves - a real no-no!! Also when using a SawStop, the sensing does not stop kickback! Table saws are widely considered the most dangerous power tool, with about 30,000 blade-contact injuries requiring medical treatment each year in the United States.

Blade contact with other conductors - wet wood, metals (jig, guard or similar) ,will also activate the mechanism.

This can be costly, as both the cartridge and blade (which will also be damaged) need to be replaced. A new 10" blade costs b/n \$100 and \$200, depending on brand and teeth count. The cost of replacing a SawStop cartridge mechanism is \$160.

SawStop machines are also substantially more expensive to purchase initially.

THE COST OF A SAWSTOP IN OZ is from \$1549 to \$9305

Since SawStop came onto the market in 2004, tens of thousands of the company's table saws have been sold.

The US Federal Consumer Product Safety Commission appears poised to mandate a SawStop-type safety brake on all new table saws sold in the USA. This would effectively snowball to similar regulations world-wide, meaning standard table saws could not be sold.

Manufacturers have consistently fought this new rule, saying it would raise the price of table saws for consumers. However, safety advocates liken it to air bags in cars and argue that the benefits outweigh costs.

### How safe is the SawStop?

<https://www.youtube.com/watch?v=SYLAI4jwXcs>

### SawStop – how it works

<https://www.youtube.com/watch?v=7-FZWOYAyUM>

### SawStop safety system

<https://www.youtube.com/watch?v=O8EX7mt3ByE>



## .. FOOD FOR THOUGHT ..

**Why do Americans choose from just two people for President and 50 for Miss America?**

**A train station is where trains stop, a bus station is where buses stop. On my desk I have a work station ...**


## TOOL QUALITY VARIES



Don't take tools for granted. This English style HSS skew chisel (oval cross section) snapped in use. By nature, this chisel style has much thinner and lightweight steel compared with a rectangular skew. However, when checked closely it was clear that there had been a flaw in manufacture at the point circled above, indicated by the internal colour & texture of the steel at that point. This tool was not branded. Advice - if possible, buy a quality solid rectangular section skew, and it is unlikely to fail you.



## WHAT TOOL IS THIS?



### This Month's Mystery Tool

**CLUE:** This is a modern tool, available for purchase right now for under \$10. Use in a power drill or manually to save time especially with electrical work.

### Last Month's Mystery Tool -



Made in 1955, this would be more often used in an office rather than a workshop. Currently for sale at \$1000.

**It's an early calculator.**



**A very happy birthday to the following Members –**

**Michael Bladen  
Andreas Diesner  
Dave McNaughton  
Morgan O'Neill  
Andrew Orr  
Sandra Pietrolungo**

***There are still a few birthdays not on our records. If we've missed you, please let Alan Hurst know or email - [woodiesnews@gmail.com](mailto:woodiesnews@gmail.com)***

## LINKS & WEBSITES TO EXPLORE

**Thoughts of people past 70 and going towards 80.**

<https://satibal.com/quotes-thoughts-of-people-past-70-and-going-towards-80/>

**A lot of ads and excess trivia, but seems to provide a comprehensive list of suggestions for carvers.**

<https://woodworkly.com/how-to-soften-wood-for-carving/>

**Six finishes for woodturners - Nick Cook May 15, 2024.**

<https://www.woodcraft.com/blogs/sanding-finishing/six-finishes-for-woodturners-match-the-products-with-the-projects?>

**Learn to love your skew chisel.**

<https://www.woodmagazine.com/woodworking-how-to/woodworking-scrolling-carving/learn-to-love-your-skew-chisel>

**Lots of interesting facts about occurrences in the year you were born.**

<https://whathappenedinmybirthyear.com/>

**12 Strongest Wood Joints for Your Next Project.**

<https://www.wwgoa.com/post/best-woodworking-joints/>

**\*\*\* CAN YOU HELP \*\*\***

**Please send any relevant articles, photos of interest or your latest project, items to buy or sell, woodworking tips, tricks and jigs, or just any general suggestions for the Newsletter to -**

**[woodiesnews@gmail.com](mailto:woodiesnews@gmail.com)**

## CONTRIBUTIONS TO NEWSLETTER SEGMENTS?

If you have any funny stories, articles, *Tips, Tricks & Jigs*, favourite gadgets, items to sell or buy, interesting websites, pictures of things you've created or work in progress, send them to - [woodiesnews@gmail.com](mailto:woodiesnews@gmail.com)  
**Articles must be received no later than the 16<sup>th</sup> of the month please**, to be included in the next Newsletter.

## WOODIES CLASSIFIEDS

There are two categories; 'For Sale' if you have any tools or equipment you want to liquidate, and "Wanted" for those of you who are looking for preloved tools or equipment that other members may be willing to part with. There is no cost.

All you need to do to get an advert in, is write a short description (including contact details) of the item that you are selling, or wish to buy and send it to [woodiesnews@gmail.com](mailto:woodiesnews@gmail.com) along with any photographs where appropriate.

**Entries must be received by 16th of the month to be included in the next newsletter. Items will appear in two consecutive newsletters unless sold or otherwise requested.**

## THANKS TO WONTHAGGI WOODIES' SPONSORS

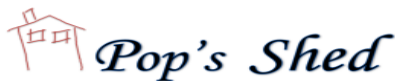
\*\*\*\*\* *They support us, please support them* \*\*\*\*\*



Cnr. White Road & McKenzie St, Wonthaggi  
**Ph: 5671 4000**



33 -35 Murray Street, Wonthaggi  
 (directly opposite Woolworths Supermarket)  
 & 2460 Bass Hwy, Bass (in the Service Centre)



10b/286-288 Maroondah Hwy,  
 Chirside Park  
**Ph: 9727 0611**



**Address** 2/5-7 Korumburra Road  
 Wonthaggi, Wonthaggi, VIC  
 3995  
**Phone** (03) 5672 5522



80-82 Osborne  
 Ave Springvale Victoria 3171  
**(03) 8549 9999**



72-90 Bilson Street  
 Wonthaggi, 3995, Victoria Australia  
**Phone: 03 5632 3920**



U6/3b Newlands Road  
 Reservoir, VIC 3073  
**Phone: 03 9448 8300**



Unit 2, 10-14 Capital Drive, Grovedale  
**Ph: 03 5243 0522**



*THE WONTHAGGI WOODY* is the monthly  
 newsletter of Wonthaggi Woodcrafters Inc.

**NEWSLETTER EDITOR - Alan Hurst**

[woodiesnews@gmail.com](mailto:woodiesnews@gmail.com)